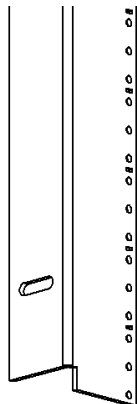
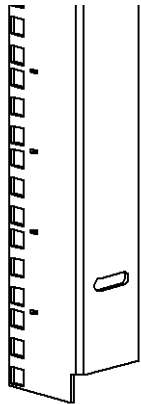



CABINET MOUNTING ANGLES



CTC3-MA-22C-B
10-32 Tapped Style

CTC3-MA-22-B
Cage Nut Style



CTC3-MA-14C-FL-B
10-32 Tapped Style
High Density

Product Features

Finish

- Durable black textured powder paint finish

Structure

- 10-32 Tapped mounting angles fabricated of 11 GA (0.120") steel, Cage nut style fabricated of 13 GA (0.090"), to support 19" EIA standard components, such as shelves, electronic equipment, patch panels, and server units
- Sold in sets of 2
- Mounting angles include permanently marked U-spacing identification
- Standard screw for tapped angles: 10-32 x 0.5" Length black Robertson/slot combination pan head machine screw. Screws sold separately.
- Compliant to EIA 310-D universal hole spacing

Options

- Numbered U-Space labelling
- No access holes to ensure proper air flow
- Z shape for an all-in-one cable manager and mounting angle.
- Numbered U-space labelling
- Grommet for access holes to protect cables

Note: Cable access holes standard on mounting angles for 30" width cabinets. Mounting Angle part numbers that have "FL" are designed for use with Fiber Loops.

High Density Mounting Angle

- Available in tapped, CTC3-MA-14-FL-B or cage nut, CTC3-MA-14C-FL-B, both with fibre loop capability
- Ideal for use in high density cable installation
- Use in 30" wide cabinets only, mounting angle offset required.
- Use in combination with CTC3-MA-22-B, either tapped or cage nut to maintain 19"EIA
- Large cable access holes
- Use of High Density Cable Management, CTC3-CMS-13-B, is recommended.
- In order to reduce air flow, filler panels, CTC3-MA-14FL-FP-B, are available to cover the access holes in the CTC3-CMS-13-B vertical cable manager. The filler panels mount to CTC3-MA-14-FL-B offset mounting angle.

Standard Dimensions
10-32 Tapped Mounting Angles

Part No.	Style	Cabinet Width (Inches)	Mounting Angle Height (Inches)	Mounting Angle Height (U-Space)
CTC3-MA-14-FL-B	19" EIA L Shape	30	77	44
CTC3-MA-16-B	19" EIA L Shape	30	77	44
CTC3-MA-16-50-B	19" EIA L Shape	30	37	20
CTC3-MA-17-B	23" EIA L Shape	30	77	44
CTC3-MA-22-B	19" EIA L Shape	24	77	44
CTC4-MA-22-50-B	19" EIA L Shape	24	37	20

Cage Nut Mounting Angles

Part No.	Style	Cabinet Width (Inches)	Mounting Angle Height (Inches)	Mounting Angle Height (U-Space)
CTC3-MA-14C-FL-B	19" EIA L Shape	30	77	44
CTC3-MA-16-50C-B	19" EIA L Shape	30	37	20
CTC3-MA-16C-B	19" EIA L Shape	30	77	44
CTC3-MA-16C-FL-B	19" EIA L Shape	30	77	44
CTC3-MAZR-16C-B	19" EIA Z Shape	30	77	44
CTC4-MA-22C-50-B	19" EIA L Shape	24	37	20
CTC3-MA-22C-B	19" EIA L Shape	24	77	44

Options

- Available in 10-32 tapped or cage nut style
- Cage nuts available in 10-32 and 12-24
- Fibre loops available

Accessories

Part No.	Name	Quantity
NUT, CAGE 10-32-K	Nut, Caged 10-32	100
NUT, CAGE 12-24-K	Nut Caged 12-24	100
SCREW, 10-32-K	Robertson-Flat Comb. Drive	100
SCREW, 12-24-K	Robertson-Flat Comb. Drive	100
CT-FL-4-NB-B	Fibre Loop, 2.5" x 4.0" x 2.5"	1
CT-FL-5.5-NB-B	Fibre Loop, 2.5" x 5.5" x 2.5"	1
CT-FL-8-NB-B	Fibre Loop, 2.5" x 8.0" x 2.5"	1