

# WALL MOUNT COMMERCIAL



## Product Features

### Finish

- Durable black textured powder paint finish

### Structure

- Frame constructed of 16 GA (0.060") steel, modular construction
- Commercial wall mount cabinets are ideal for small and medium sized networks and are designed for office type environments
- Key lockable hinged body for rear access
  - Built-in 19" EIA standard 10-32 tapped, adjustable mounting angles
- All cabinets come standard with key lockable, lexan-windowed door
  - Knock-out feature on top, set distance from the wall to allow for unistrut-mounted conduit
- Laser knock-out in rear body
- Ventilated unit for thermal management
- Pad-lockable rear body
- Swing direction can be reversed while rear body remains affixed to the wall
- Ground studs on front door and back body

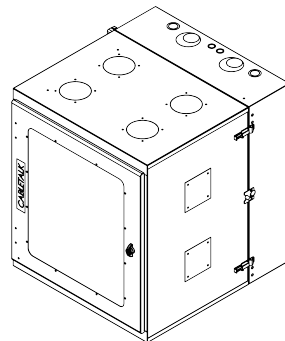
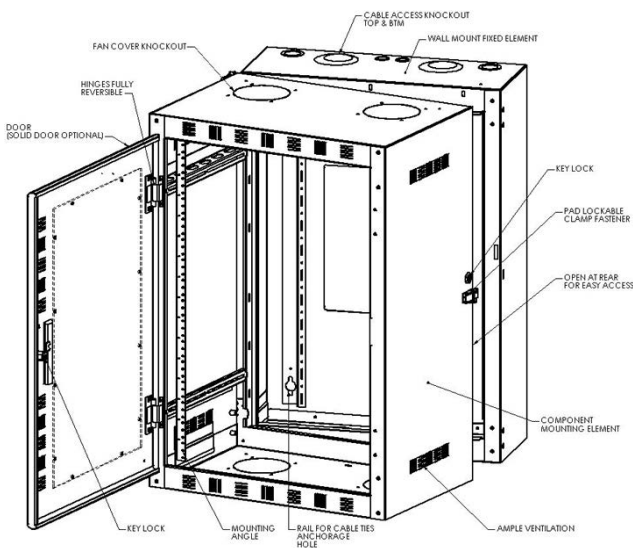
### Options

- Available in 11, 16 or 23 U-space
- Horizontal cable management options available
- Fans for thermal load management available. Optional filter kit is recommended where fans are used
- LED Light
- Extra mounting angles for 4 point mounting
- Flat vertical manager for tying off cables

## Standard Dimensions

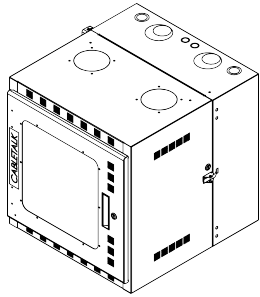
### Commercial Wall Mount Cabinets

Part No.	Overall Width (Inches)	Usable Depth (Inches)	Overall Height (Inches)	Height (U-Space)
CTCWH-2524-DSO-B	25.5	20.5	25	11
CTCWH-3424-DSO-B	25.5	20.5	34	16
CTCWH-3428-DSO-B	29.3	26.1	32.2	16
CTCWH-4724-DSO-B	25.5	20.5	47	23

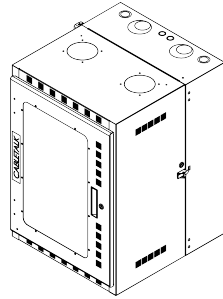


CTCWH-3428-DSO-B  
Shown Closed

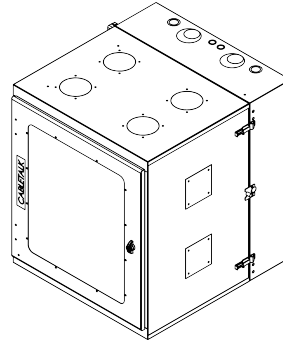
# WALL MOUNT COMMERCIAL



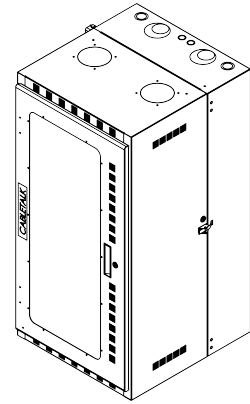
CTCWH-2524-DSO-B  
Shown Closed



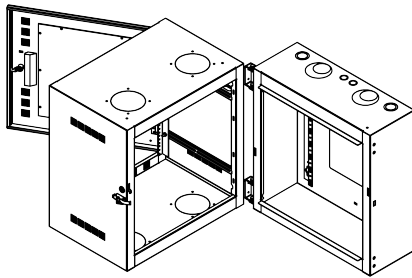
CTCWH-3424-DSO-B  
Front View Shown Closed



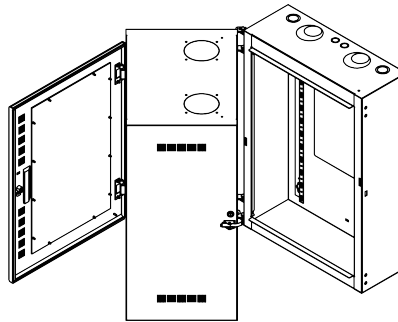
CTCWH-3428-DSO-B  
Front View Shown Closed



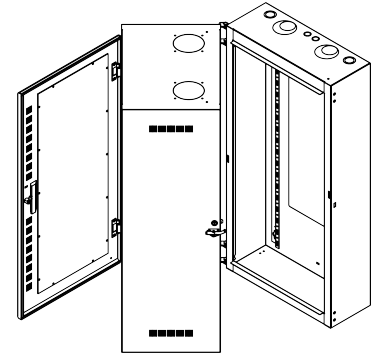
CTCWH-4724-DSO-B  
Shown Closed



CTCWH-2524-DSO-B  
Shown Open



CTCWH-3424-DSO-B  
Shown Open



CTCWH-4724-DSO-B  
Shown Open

## 7U back-panel style wall mount cabinet

### Product Features

#### Finish

- Durable black textured powder paint finish

#### Structure

- 7 U-Space
- Left/Right reversible mounting cabinet by reversing cabinet on mounting plate
- Solid front door
- Key-lockable
- Laser cut knock-outs for recessed pull box position
- Back-plate attaches to wall separately, and then cabinet is mounted to back plate

### Standard Dimensions

#### Commercial Wall Mount Cabinets

Part No.	Overall Width (Inches)	Overall Depth (Inches)	Usable Depth (Inches)	Overall Height (Inches)	Height (U-Space)
CTCWF-1516-BP-B	22.5	19.3	16	15.75	7

