

# Cabinet Mounting Angles

Systèmes


**CableTalk**  
Systems Inc.



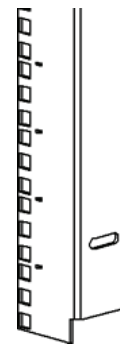
CTC3-MA-16-B  
10-32 Tapped Style



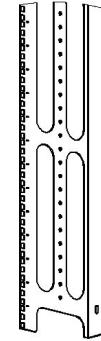
CTC3-MA-16C-B  
Cage Nut Style



CTC3-MA-22-B  
10-32 Tapped Style



CTC3-MA-22C-B  
Cage Nut Style



CTC3-MA-14C-FL-B  
10-32 Tapped Style  
High Density

## Product Features

### Finish

- Durable black textured powder paint finish

### Structure

- 10-32 Tapped mounting angles fabricated of 11 GA (0.120") steel, Cage nut style fabricated of 13 GA (0.090"), to support 19" EIA standard components, such as shelves, electronic equipment, patch panels, and server units
- Sold in sets of 2
- Mounting angles include permanently marked U-spacing identification
- Standard screw for tapped angles: 10-32 x 0.5" Length black Robertson/slot combination pan head machine screw. Screws sold separately.
- Follows EIA 310-D universal hole spacing

NOTE: Cable access holes standard on mounting angles for 30" width cabinets

### High Density Mounting Angle –

- Available in tapped, CTC3-MA-14-FL-B or cage nut, CTC3-MA-14C-FL-B, both with fibre loop capability
- Ideal for use in high density cable installation
- Use in 30" wide cabinets only, mounting angle offset required.
- Use in combination with CTC3-MA-22-B, either tapped or cage nut to maintain 19"EIA
- Large cable access holes
- Use of High Density Cable Management, CTC3-CMS-13-B, is recommended.
- In order to reduce air flow, filler panels, CTC3-MA-14FL-FP-B, are available to cover the access holes in the CTC3-CMS-13-B vertical cable manager. The filler panels mount to CTC3-MA-14-FL-B offset mounting angle.

## Standard Dimensions

### 10-32 Tapped Mounting Angles

Part No.	Style	Cabinet Width (inches)	Mounting Angle Height (Inches)	Mounting Angle Height (U-space)
CTC3-MA-14-FL-B	19" EIA L Shape	30	77	43
CTC3-MA-16-B	19" EIA L Shape	30	77	43
CTC3-MA-16-50-B	19" EIA L Shape	30	37	20
CTC3-MA-17-B	23" EIA L Shape	30	77	43
CTC3-MA-22-B	19" EIA L Shape	24	77	43
CTC4-MA-22-50-B	19" EIA L Shape	24	37	20

### Cage Nut Mounting Angles

Part No.	Style	Cabinet Width (inches)	Mounting Angle Height (Inches)	Mounting Angle Height (U-space)
CTC3-MA-14C-FL-B	19" EIA L Shape	30	77	43
CTC3-MA-16-50C-B	19" EIA L Shape	30	37	20
CTC3-MA-16C-B	19" EIA L Shape	30	77	43
CTC4-MA-22C-50-B	19" EIA L Shape	24	37	20
CTC3-MA-22C-B	19" EIA L Shape	24	77	43

# Cabinet Mounting Angles

Systèmes

**CableTalk**<sup>®</sup>  
Systems Inc.

## Options

- Available in 10-32 tapped or cage nut style
- Cage nuts available in 10-32 and 12-24
- Fibre loops available

## Accessories

Part No.	Name	Quantity
NUT-CAGED-10-32K	Nut, Caged 10-32	100/bag
NUT-CAGED-12-24K	Nut, Caged 12-24	100/bag
SCREW, 10-32-K	Robertson-Flat Comb. Drive	100/bag
SCREW, 12-24-K	Robertson-Flat Comb. Drive	100/bag
CT-FL-3-B	Fibre Loop, 1.2"x3"x2.3	-
CT-FL-5.5-B	Fibre Loop, 2.5"x5.5"x2.5"	-